

--

--	--	--	--	--

--	--	--	--

0625/33

October/November 2016

1 hour 15 minutes

No Additional Materials are required.

READ THESE INSTRUCTIONS FIRST

DO **NOT** WRITE IN ANY BARCODES.

Take the weight of 1.0 kg to be 10 N (acceleration of free fall = 10 m/s^2).

The number of marks is given in brackets [] at the end of each question or part question.

The syllabus is approved for use in England, Wales and Northern Ireland as a Cambridge International Level 1/Level 2 Certificate.

This document consists of **18** printed pages and **2** blank pages.

- 1 Fig. 1.1 shows a speed-time graph for part of a train's journey.

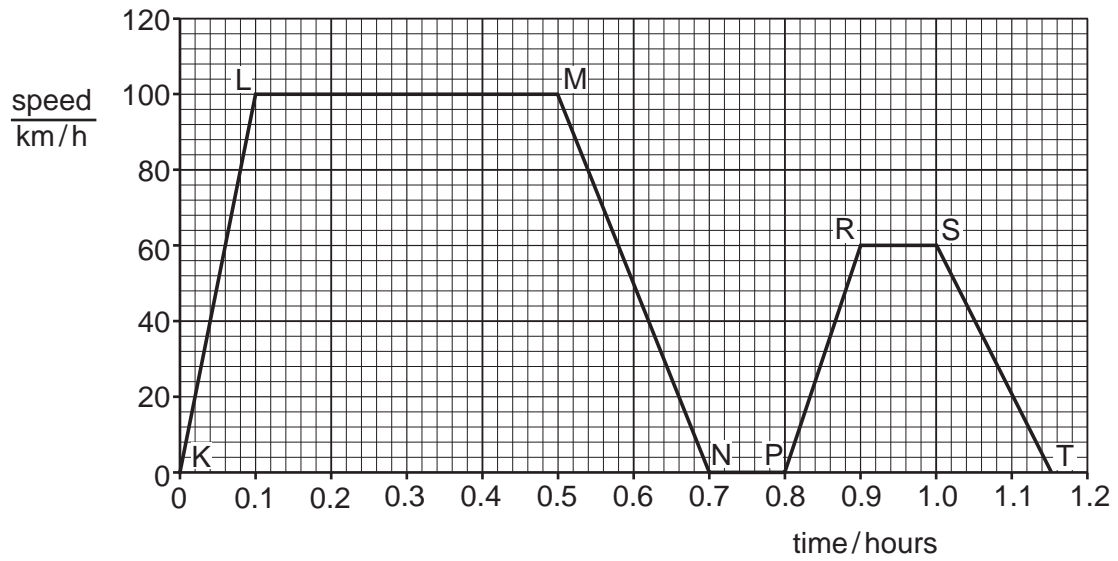


Fig. 1.1

- (a) State the maximum speed of the train.

maximum speed = km/h [1]

- (b) Identify the regions of the graph that show the train moving at constant speed.
Tick (✓) the correct boxes.

K–L	
L–M	
M–N	
P–R	
R–S	
S–T	

[1]

- (c) During the journey the train stopped for a short period of time.

State the time, in minutes, for which the train was not moving.

time = minutes [2]

- (d) Calculate the distance travelled by the train between points M and N.

distance travelled = km [3]

[Total: 7]

BLANK PAGE

- 2 Fig. 2.1 shows a cyclist travelling along a level road.




Fig. 2.1

- (a) Describe the movement of the bicycle when the forces shown in Fig. 2.1 are of equal size.
 [1]
- (b) Fig. 2.2 shows the forces on the bicycle later in the journey.



Fig. 2.2

Determine the size and direction of the resultant force.

size of resultant force = N

direction of resultant force = [2]

- (c) At the end of the journey the cyclist applies the brakes to stop the bicycle.

Name and describe the force that causes the bicycle to stop.

force

description

..... [2]

[Total: 5]

- 3 A load is hung from a spring, as shown in Fig. 3.1.




Fig. 3.1

The load is pulled down a few centimetres and then released. The spring and load oscillate up and down.

- (a)** State the position of the load

- (i)** when the spring has maximum elastic (strain) energy,

..... [1]

- (ii)** when the load has maximum kinetic energy.

..... [1]

(b) The spring oscillates up and down for a short time.

(i) State the principle of conservation of energy.

.....
..... [1]

(ii) Describe the energy changes as the spring and load oscillate and suggest why the load and spring eventually stop moving.

.....
.....
.....
.....
.....
.....
.....
.....
.....
.....
.....
..... [3]

[Total: 6]

- 4 Fig. 4.1 shows a car parked on a road.



Fig. 4.1

- (a) The car has a mass of 1000 kg.

Calculate the weight of the car.

weight of car = N [2]

- (b) (i) The combined weight of the car and its driver is 10 500 N. The area of each tyre in contact with the road is 125 cm^2 . Each tyre supports a quarter of the combined weight of the car and driver.

Calculate the pressure that each tyre exerts on the ground.

pressure = N/cm^2 [3]

- (ii) Later, the car is parked on some long wooden planks on a muddy field.

Explain why the planks prevent the car from sinking into the mud.

.....

 [2]

- (c) (i) A driver needs to remove a wheel from the car. To undo the wheel nuts the driver uses a wrench, as shown in Fig. 4.2.

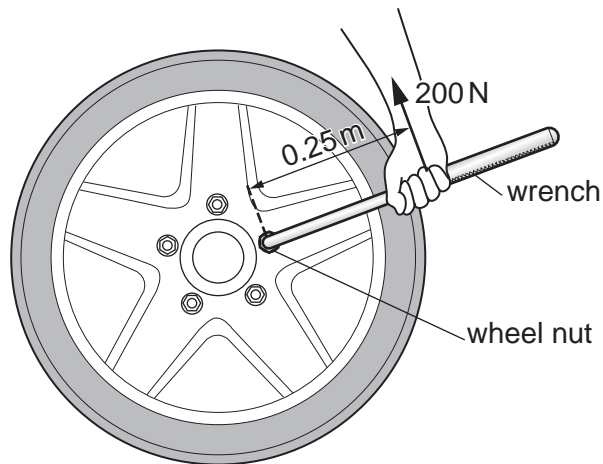


Fig. 4.2

A force of 200 N is applied perpendicular to the wrench. The force is applied 0.25 m from the centre of a wheel nut.

Calculate the moment produced by this force. Include the unit.

moment = [3]

- (ii) One of the wheel nuts is difficult to turn.

Describe how the driver can increase the moment when using the same force of 200 N applied to the wrench.

.....

..... [1]

[Total: 11]

- 5 A fisherman notices that the water in a lake is warm and that there is a cool breeze from the land, as shown in Fig. 5.1.

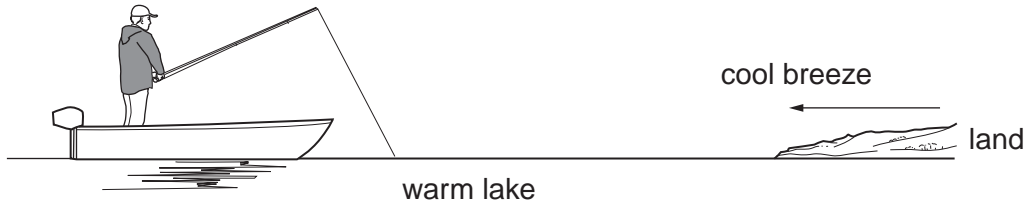


Fig. 5.1

- (a) The fisherman tries to explain why there is a cool breeze from the land. The statements below describe his ideas.

Put a tick (✓) in the box alongside each correct statement.

- | | |
|--------------------------|--|
| <input type="checkbox"/> | Air above the surface of the warm lake becomes less dense. |
| <input type="checkbox"/> | Air is a good thermal conductor. |
| <input type="checkbox"/> | Denser water rises to the surface of the lake. |
| <input type="checkbox"/> | The cool breeze occurs as a result of convection. |
| <input type="checkbox"/> | Warmer air rises. |
| <input type="checkbox"/> | Water is a good thermal conductor. |

[3]

- (b) As the night gets colder, the fisherman puts on a jacket to keep warm.

Explain how the jacket keeps the fisherman warm.

.....

.....

.....

..... [2]

[Total: 5]

- 6 A candle is placed in front of a vertical mirror. Fig. 6.1 shows a ray of light reflected from the mirror.

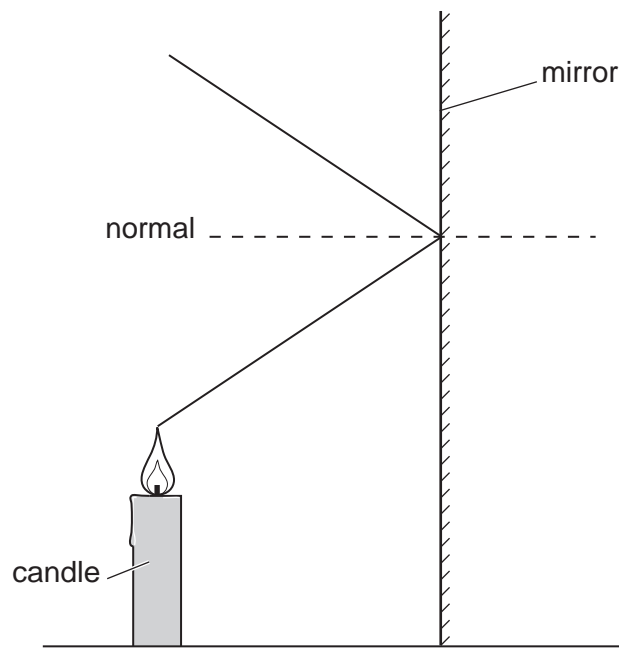


Fig. 6.1

- (a) (i) On Fig. 6.1, draw an arrow on the ray to show the direction of travel of the ray of light. [1]
- (ii) On Fig. 6.1, label the angle of incidence i and the angle of reflection r . [1]
- (iii) Tick (✓) **two** boxes to describe the image of the candle in the mirror.
- | | |
|--------------------------|---|
| <input type="checkbox"/> | closer to the mirror than the candle |
| <input type="checkbox"/> | the same distance from the mirror as the candle |
| <input type="checkbox"/> | on the surface of the mirror |
| <input type="checkbox"/> | smaller than the candle |
| <input type="checkbox"/> | the same size as the candle |
- [2]

- (b) Other rays of light also strike the mirror and are reflected.

State the rule that always links the angle of incidence and the angle of reflection.

..... [1]

[Total: 5]

- 7 Two people watch a storm cloud above a tree. Person A is watching from her house and person B is watching from a distant hill.

Lightning creates a bright flash and loud thunder at the same time. The lightning strikes the tree not far from person A's house, as shown in Fig. 7.1.



Fig. 7.1

For each person, describe the time interval between seeing the lightning and hearing the thunder and explain your answers.

person A description of time interval

.....

.....

person B description of time interval

.....

.....

explanation

.....

.....

.....

.....

[4]

[Total: 4]

- 8 Fig. 8.1 shows two uncharged (neutral) plastic spheres. Each sphere is suspended by an insulating thread.

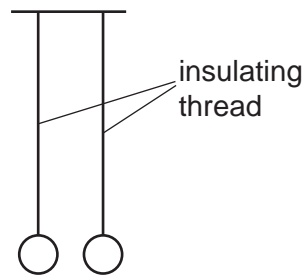


Fig. 8.1

- (a) Suggest a material for the insulating threads.

..... [1]

- (b) The spheres can be given a charge.

Three different experiments are carried out using the arrangements shown in Fig. 8.2.

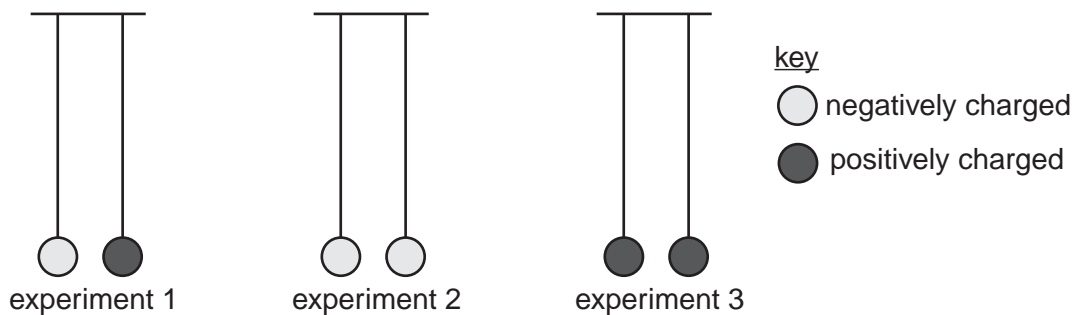


Fig. 8.2

For each experiment, describe the force, if any, between the spheres.

experiment 1

experiment 2

experiment 3

[3]

- (c) State and explain how one of the plastic spheres can be given a positive charge.

.....

 [2]

[Total: 6]

- 9 Fig. 9.1 shows the electric circuit for a fan heater.

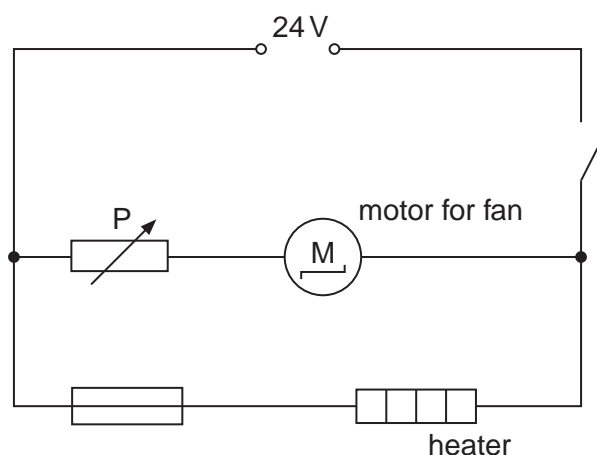


Fig. 9.1

The fan blows air over the heater. The fan is driven by a motor connected to a 24 V d.c. supply.

- (a) Explain the difference between an a.c. supply and a d.c. supply.

.....
 [1]

- (b) The circuit includes a component labelled P.

- (i) Name this component.

..... [1]

- (ii) Explain the function of this component in the circuit.

.....
 [2]

- (c) (i) The heater has a resistance of 8.5Ω and the potential difference across it is 24 V.

Calculate the current in the heater. Include the unit.

current = [4]

- (ii) Suggest the rating of the fuse needed for the heater.

..... [1]

- (d) A different fan heater for use in a house is connected to a 110V supply. This heater has a metal case.

Explain the benefit of earthing the metal case.

.....

.....

.....

..... [1]

[Total: 10]

10 This question is about atoms.

(a) Complete the sentences below with the correct type of particle in each case.

- In a neutral atom, the nucleus is surrounded by negative
- The nucleus is made up of positive and neutral

[2]

(b) Explain the meaning of the term *isotope*.

.....

 [1]

(c) α -particles, β -particles and γ -rays may be emitted from radioactive nuclei.

Complete the table. Place **one** tick (✓) in each column.

	negatively charged	most ionising	most penetrating
α -particle			
β -particle			
γ -rays			

[3]

[Total: 6]

11 Fig. 11.1 represents part of an electricity transmission system.

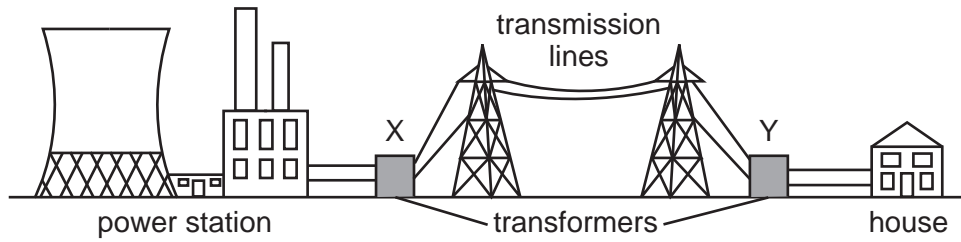


Fig. 11.1

(a) Transformers can be *step-up* or *step-down*.

State the type of transformer shown at X and the type of transformer shown at Y.

X

Y

[1]

(b) A transformer has a primary coil of 24 000 turns, a secondary coil of 2000 turns and an input voltage of 132 000 V.

Calculate the output voltage.

output voltage = V [2]

(c) State **two** advantages of transmitting electricity at high voltages.

1.

2.

[2]

[Total: 5]

12 Fig. 12.1 shows a coil of wire between the poles of a magnet.

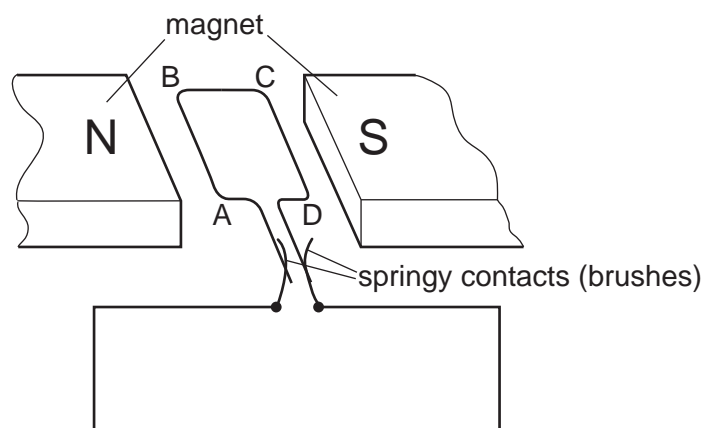


Fig. 12.1

- (a) (i) On Fig. 12.1, complete the circuit diagram by adding a battery and a switch in series with the coil. [2]
- (ii) When the switch is closed there is a current in the coil which produces a turning effect.

State **three** ways of increasing the turning effect on the coil.

1.
2.
3.

[3]

- (b) (i) A student has a coil of wire, a magnet and a galvanometer.

Describe an experiment using this equipment to demonstrate electromagnetic induction.
You may draw a diagram to show the arrangement.

.....

.....

.....

.....

..... [3]

- (ii) The strength of the magnetic field affects the size of the induced e.m.f.

Name **two** other factors that also affect the size of the induced e.m.f.

1.

2. [2]

[Total: 10]

BLANK PAGE

Permission to reproduce items where third-party owned material protected by copyright is included has been sought and cleared where possible. Every reasonable effort has been made by the publisher (UCLES) to trace copyright holders, but if any items requiring clearance have unwittingly been included, the publisher will be pleased to make amends at the earliest possible opportunity.

To avoid the issue of disclosure of answer-related information to candidates, all copyright acknowledgements are reproduced online in the Cambridge International Examinations Copyright Acknowledgements Booklet. This is produced for each series of examinations and is freely available to download at www.cie.org.uk after the live examination series.

Cambridge International Examinations is part of the Cambridge Assessment Group. Cambridge Assessment is the brand name of University of Cambridge Local Examinations Syndicate (UCLES), which is itself a department of the University of Cambridge.